

TRUMPF Medizin Systeme

Ahead of its time
Ahead of its time



kombiTROLL® 2000

TRUMPF



Contents



kombiTROLL® 2000 the inexpensive alternative which meets high demands

Features	4 - 5
Chassis	6 - 7
Cable Management	8 - 9
Modules	10 - 11
Electrification	12 - 13
Configuration	14 - 15
Configuration Examples	16 - 21
Chassis Variants	22
Module Variants	23 - 24
Accessories	25 - 31
Technical Data	32
Accessories	33



Features

■ Modularity

The kombiTROLL® 2000 has a modular design. It is designed for the trolley's specific purpose and fulfils the personal expectations of the user.

The kombiTROLL® 2000 can be easily and inexpensively modified when the requirement profiles change – it is economic, adaptable, and geared to the future.

■ Function & Design – An overview of the most important functions:

- Aesthetic, ergonomic and hygiene-oriented design;
- High-quality fittings, even in the basic version;
- Infinitely variable shelf height;
- Close coupling of the equipment enables the overall height to be kept down;
- Vertical cable management integrated as standard;
- Unique horizontal cable management;
- Handles where they are needed;
- User selectable colour scheme (on request);
- Modular extendibility.

■ Experience

The concept and design is based on more than 40 years of experience in the manufacture of first-class medical technology products.

See the internal and external quality of the kombiTROLL® 2000 on the following pages and get to know its adaptability.



Chassis

The chassis of the kombiTROLL® 2000 is a successful synthesis of stability, tasteful design, high practicability and individual adaptability – discover its advantages for your use.

■ Variants:

- 3 widths (430/530/630 mm);
- 4 heights (790/1070/1420/1670 mm);
- Chassis version E, serially integrated vertical cable duct for standard use, details on page 9;
- Chassis version S, large, integrated vertical cable duct for complex systems, details on page 9;
- Optional horizontal cable management.

■ Stability:

- Loading capacity 225 kg, even with the standard castors (Ø 100 mm);
- Heavy duty, self-stiffening cross piece;
- Distortion resistant aluminium vertical profile with continuous T-slots.

■ Hygiene:

- Powder-coated, impact and scratch-resistant surfaces;
- Smooth surfaces make cleaning easier;
- Resistant to disinfectants;
- No open T-slot on the outside of the profile;
- No dirt-collecting corners.

■ Handling:

- Optional handles on fixed console;
- Optional handlebar for heavy systems;
- 4 smooth running double castors (Ø 100 mm), 2 of which have a parking brake, integrated collision protection which minimises risks of injury and damage to buildings;
- Optional double castors with a 125 mm diameter for comfortable handling of heavy loads;
- Optional antistatic castor design.

■ Modularity:

- Customized construction;
- Continuously adjustable mounting of all modules;
- Cross piece designed as a complete storage surface, saves a fixed console;
- Professional electrification option with the Power Box;
- Optional expansion of the vertical cable management to include horizontal conduits, no cables need to be laid externally;
- Integration of the entire range of accessories;
- Almost unlimited modification options for adapting to future requirements;
- User selectable colour scheme (on request).



Cable Management

The cable management on the kombiTROLL® 2000 is in a class of its own. All vertical cables are laid internally, even in the basic model.

The key: the unique, horizontal cable routing. All the cables are laid internally upon request – the optimal, hygienic and aesthetic solution.

■ Variants:

- **Chassis version E**, cable duct for standard use, 1200 mm² holding capacity, corresponds to approx. 7 standard cables per strut, access to the cables through the integrated rubber lip;
- **Chassis version S**, large cable duct for complex equipment configurations, 2800 mm² holding capacity, corresponds to approx. 18 standard cables per strut, the hinged cover provides excellent access to the cable ducting.

■ Standard:

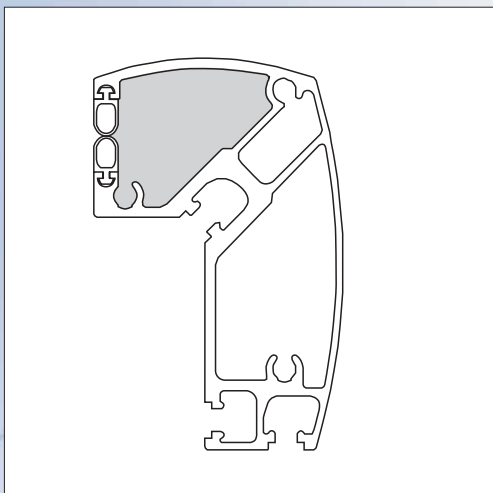
- 2 integrated, vertical cable ducts are standard in each chassis.

■ Complete solution:

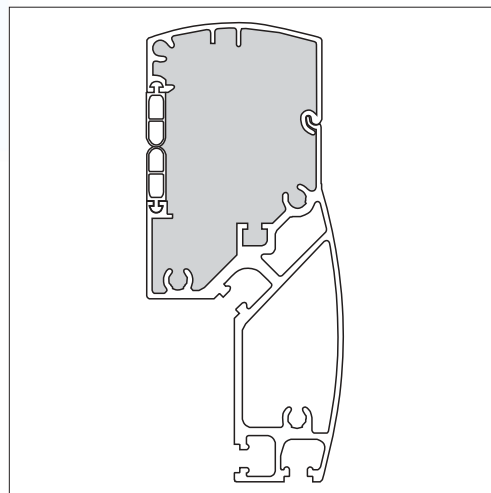
- You can upgrade to a closed system with additional horizontal cable ducts.

■ Advantages:

- Optional, unique horizontal cable routing to create a closed system;
- Highest process safety provided by interior cabling;
- Perfect hygiene, the cables are covered;
- Uniform appearance, no unsightly tangled cables;
- High level of safety achieved by separating data network and power supply.



Chassis version E



Chassis version S



Modules

The kombiTROLL® 2000 modules have everything that medical practice expects.

■ Common features of the consoles:

- 3 widths (430/530/630 mm);
- Flat working and storage surfaces, no restrictions, usable right to the edge;
- Ergonomic design;
- Seamless, rounded edges;
- Powder coating, impact and scratch resistant, resistant to disinfectants;
- Perfect hygiene, no unsightly indents or dirty edges;
- Freely selectable arrangement;
- Continuously adjustable mounting heights.

1st Fixed consoles:

Available in the following variants:

- Fixed console, without handle;
- Fixed console, with 3 colour-contrast handles for easy handling from all sides;
- Fixed console, with central power switch;
- Optional large pushing handlebar, accessible from all sides, for heavy equipment trolleys.

50 kg loading capacity guarantees safe use of heavy electrical medical equipment – although it retains a slender appearance.

2nd Pull-out console:

- Large pull-out length of 320 mm;
- Can be loaded up to 20 kg;
- Plate locks into end positions;
- Ball-bearing guide rails;
- Colour contrast handle;
- Easy installation, ergonomic operation and user-friendly maintenance of all equipment;
- Optionally usable as keyboard or writing desk.

■ Common features of the drawers:

- 3 widths (430/530/630 mm);
- Roller-guided, self-closing drawers;
- Can be hooked out, easy to clean;
- Colour contrast handle;
- Powder coating, impact and scratch resistant, resistant to disinfectants.

1st Base drawer

Integrated storage surface with 50 kg loading capacity, drawer loading capacity up to 10 kg.

2nd Expansion drawer

Add-on drawer for expanding the drawer block, loading capacity 10 kg each.



■ The intended use is decisive

The demands upon a professional electrification solution for medical equipment trolleys are as varied as their applications. The solutions for the kombiTROLL® 2000 take this concept into consideration. The modular concept allows continuously variable scaling of the electrical fittings – to match the mobile assistant's tasks.

■ The Power Box – the appropriate solution

The Power Box is the heart of the electrical system of the kombiTROLL® 2000. The unobtrusive casing fitted underneath the equipment trolley deals with everything concerning the power supply.

■ Power Box with Network Distributor

The Power Box is fitted with an integrated power distributor with potential equalization and interface to the optional central switch on the fixed console. This basic version fulfils the fundamental requirements for ease of operation and operational safety.

■ Power Box with Isolating Transformer


The next higher expansion stage is the Power Box with integrated isolating transformer. The isolating transformer ensures a reliable power supply, and is available in 1200 and 2000 VA models. You will find the technical details on page 25.

■ Earth Leakage Monitor for Isolating Transformer

The combination of Power Box with integrated isolating transformer plus earth leakage monitor guarantees the highest possible reliability of the electrical supply of your equipment trolley. The earth leakage monitor warns the operating personnel of faults in the electrical supply and of equipment breakdowns by means of visual and acoustic signals.



.....



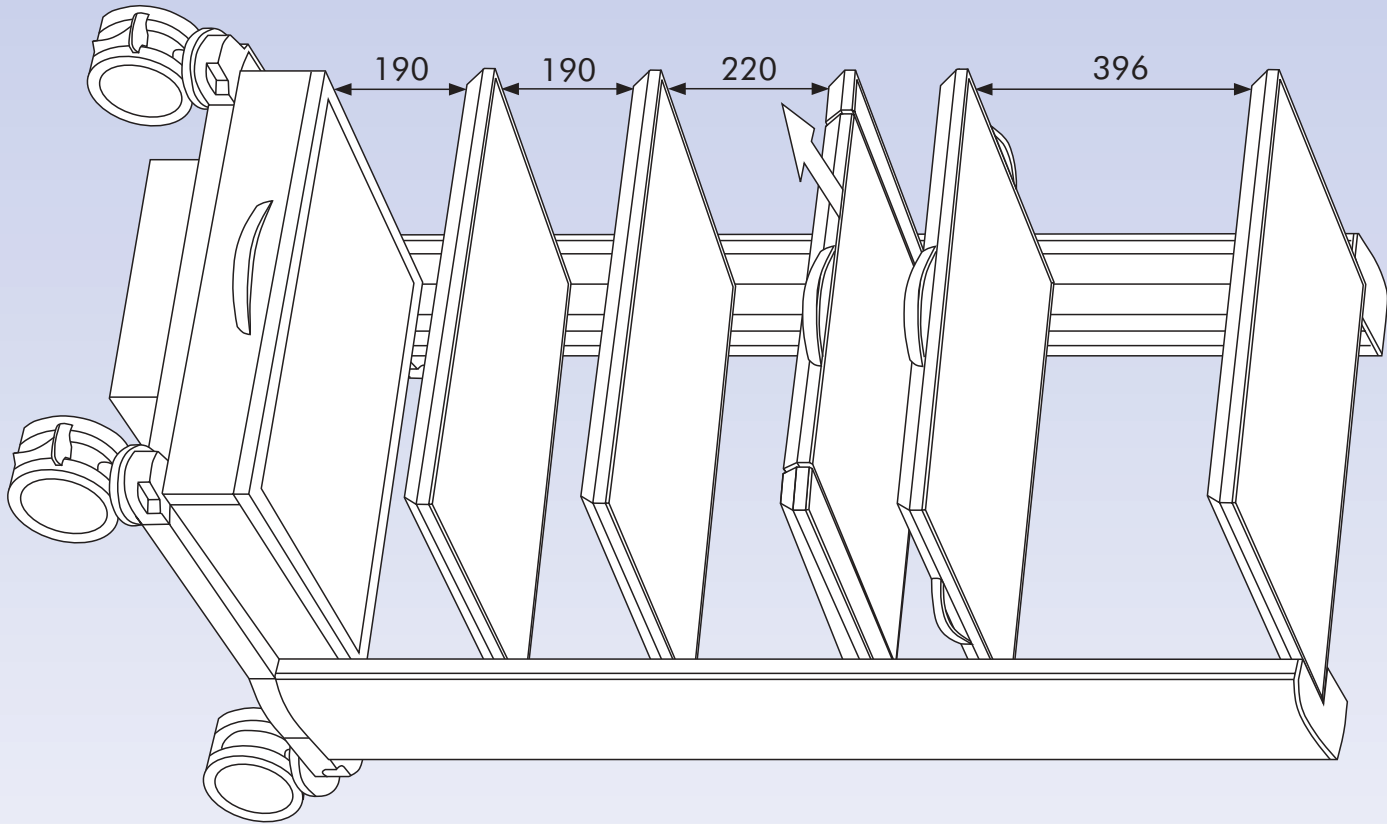
..



..





.....



.....


Configuration



Basic colour: RAL 9002



Contrast colour: RAL 5002



Contrast colour: RAL 7011

Some colour variations may occur as a result of the printing technology.

■ The configuration of the kombiTROLL® 2000 – simple and time-saving.

- Basic versions:

You will find the most popular versions in the form of preconfigured models on the immediately following pages. The high degree of prefabrication gives these models short delivery times. Even the basic versions can be modified to suit individual usage, and fitted with optional accessories.

Alongside, you can see the basic colour and the selection of alternative contrast colours (for the collision protector, handles, T-slot covers and profile covers).

- Individual configurations:

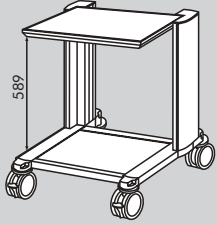
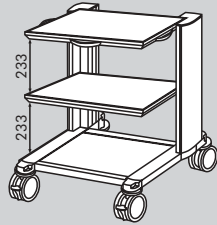
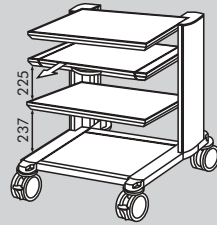
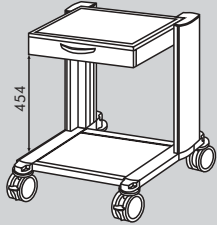
Starting on page 22, you will find all the chassis, modules and accessories for creating specialist equipment trolleys.

Individual colour schemes matching your corporate design are available on request.

Instead of ordering from the catalogue, you also have the option of sitting comfortably at your PC and using the configuration program to put the kombiTROLL® 2000 together.

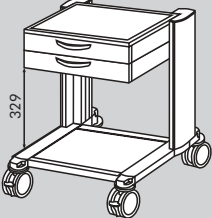
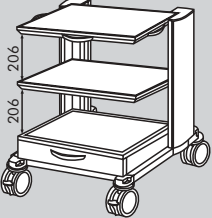
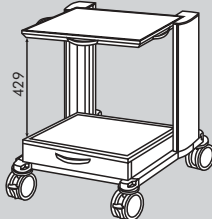
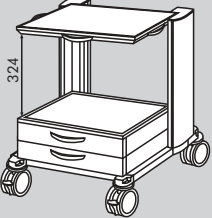
Configuration examples of kombiTROLL® 2000

■ Equipment trolley of a height of 790 mm with chassis version E

Illustration	Designation/Scope of delivery	Width	Item no.
	Equipment trolley 790 2 shelves: 1 x Chassis version E 1 x Fixed shelf	430	4018795.X
		530	4018796.X
		630	4018797.X
	Equipment trolley 790 3 shelves: 1 x Chassis version E 1 x Fixed shelf with 3 handles 1 x Fixed shelf	430	4018798.X
		530	4018799.X
		630	4018800.X
	Equipment trolley 790 4 shelves: 1 x Chassis version E 2 x Fixed shelf 1 x Pull-out shelf	430	4018801.X
		530	4018802.X
		630	4018803.X
	Equipment trolley 790 2 shelves: 1 x Chassis version E 1 x Base drawer	430	4018804.X
		530	4018805.X
		630	4018806.X

Configuration examples of kombiTROLL® 2000

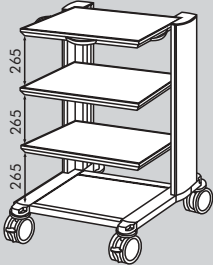

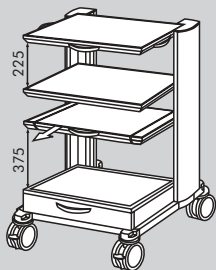
■ Equipment trolley of a height of 790 mm with chassis version E

Illustration	Designation/Scope of delivery	Width	Item no.
	Equipment trolley 790 2 shelves: 1 x Chassis version E 1 x Base drawer 1 x Expansion drawer	430	4018807.X
		530	4018808.X
		630	4018809.X
	Equipment trolley 790 3 shelves: 1 x Chassis version E 1 x Fixed shelf with 3 handles 1 x Fixed shelf 1 x Base drawer	430	4018810.X
		530	4018811.X
		630	4018812.X
	Equipment trolley 790 2 shelves: 1 x Chassis version E 1 x Fixed shelf with 3 handles 1 x Base drawer	430	4018813.X
		530	4018814.X
		630	4018815.X
	Equipment trolley 790 2 shelves: 1 x Chassis version E 1 x Fixed shelf with 3 handles 1 x Base drawer 1 x Expansion drawer	430	4018816.X
		530	4018817.X
		630	4018818.X

Contrast colour: Please replace X with B=blue (RAL 5002), G=grey (RAL 7011); Dimensions in mm.

Configuration examples of kombiTROLL® 2000

■ Equipment trolley of a height of 1070 mm with chassis version E

Illustration	Designation/Scope of delivery	Width	Item no.
	<p>Equipment trolley 1070</p> <p>4 shelves:</p> <ul style="list-style-type: none"> 1 x Chassis version E 1 x Fixed shelf with 3 handles 2 x Fixed shelf 	<p>530</p> <p>630</p>	<p>4018819.X</p> <p>4018820.X</p>
	<p>Equipment trolley 1070</p> <p>4 shelves:</p> <ul style="list-style-type: none"> 1 x Chassis version E 1 x Fixed shelf with 3 handles 2 x Fixed shelf 1 x Base drawer 	<p>530</p> <p>630</p>	<p>4018821.X</p> <p>4018822.X</p>
	<p>Equipment trolley 1070</p> <p>4 shelves:</p> <ul style="list-style-type: none"> 1 x Chassis version E 1 x Fixed shelf with 3 handles 1 x Fixed shelf 1 x Pull-out shelf 1 x Base drawer 	<p>530</p> <p>630</p>	<p>4018823.X</p> <p>4018824.X</p>

Configuration examples of kombiTROLL® 2000

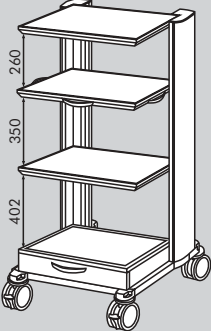
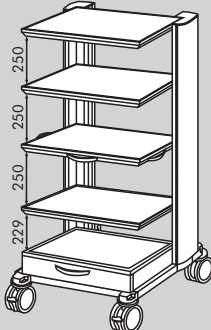
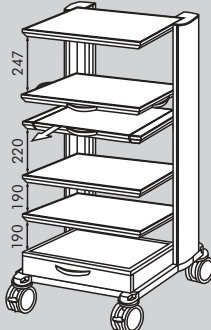
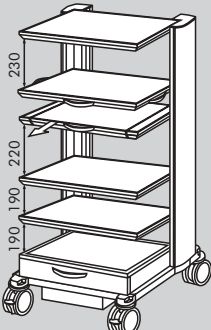
■ Equipment trolley of a height of 1420 mm with chassis version E

Illustration	Designation/Scope of delivery	Width	Item no.
	<p>Equipment trolley 1420</p> <p>5 shelves:</p> <ul style="list-style-type: none"> 1 x Chassis version E 1 x Fixed shelf with 3 handles 3 x Fixed shelf 	<p>530</p> <p>630</p>	<p>4018825.X</p> <p>4018826.X</p>
	<p>Equipment trolley 1420</p> <p>4 shelves:</p> <ul style="list-style-type: none"> 1 x Chassis version E 1 x Fixed shelf with 3 handles 2 x Fixed shelf 1 x Base drawer 	<p>530</p> <p>630</p>	<p>4018827.X</p> <p>4018828.X</p>
	<p>Equipment trolley 1420</p> <p>6 shelves:</p> <ul style="list-style-type: none"> 1 x Chassis version E 1 x Fixed shelf with 3 handles 3 x Fixed shelf 1 x Pull-out shelf 1 x Base drawer 	<p>530</p> <p>630</p>	<p>4018829.X</p> <p>4018830.X</p>
	<p>Equipment trolley 1420</p> <p>5 shelves:</p> <ul style="list-style-type: none"> 1 x Chassis version E 4 x Fixed shelf 1 x Base drawer 1 x Pushing handlebar 	<p>530</p> <p>630</p>	<p>4018831.X</p> <p>4018832.X</p>

Contrast colour: Please replace X with B=blue (RAL 5002), G=grey (RAL 7011); Dimensions in mm.

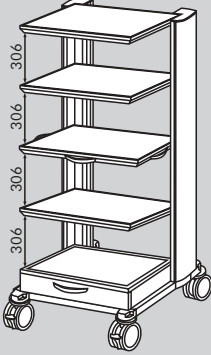
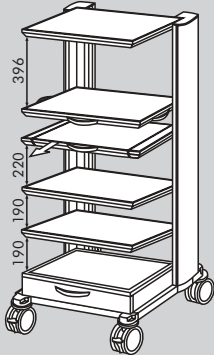
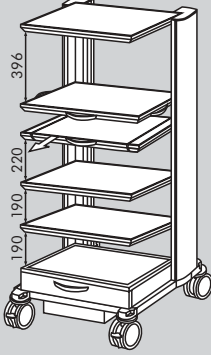
Configuration examples of kombiTROLL® 2000

■ Video trolley of a height of 1420/1450 mm with chassis version S

Illustration	Designation/Scope of delivery	Width	Item no.
	Video trolley 1420 4 shelves: 1 x Chassis version S 1 x Fixed shelf with 3 handles 2 x Fixed shelf 1 x Base drawer	530	4018833.X
		630	4018834.X
	Video trolley 1420 5 shelves: 1 x Chassis version S 1 x Fixed shelf with 3 handles 3 x Fixed shelf 1 x Base drawer	530	4018835.X
		630	4018836.X
	Video trolley 1420 6 shelves: 1 x Chassis version S 1 x Fixed shelf with 3 handles 3 x Fixed shelf 1 x Pull-out shelf 1 x Base drawer	530	4018837.X
		630	4018838.X
	Video trolley 1450 6 shelves: 1 x Chassis version S, castor diameter 125 mm 1 x Fixed shelf with 3 handles 2 x Fixed shelf 1 x Fixed console with central power switch 1 x Pull-out shelf 1 x Base drawer 1 x Power Box with isolating transformer 2000 VA, NTC (Item no. 4018882), technical data on page 25 1 x Horizontal S cable duct for power box	530	4018839.X
		630	4018840.X

Configuration examples of kombiTROLL® 2000

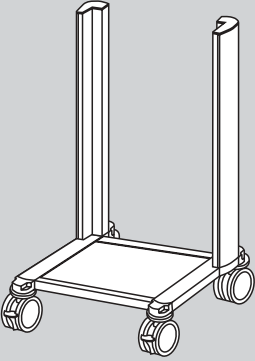
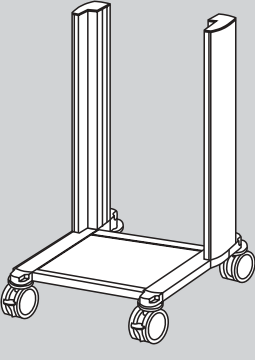
■ Video trolley of a height of 1670/1700 mm with chassis version S

Illustration	Designation/Scope of delivery	Width	Item no.
	<p>Video trolley 1670</p> <p>5 shelves:</p> <ul style="list-style-type: none"> 1 x Chassis version S 1 x Fixed shelf with 3 handles 3 x Fixed shelf 1 x Base drawer 	<p>530</p> <p>630</p>	<p>4018841.X</p> <p>4018842.X</p>
	<p>Video trolley 1670</p> <p>6 shelves:</p> <ul style="list-style-type: none"> 1 x Chassis version S 1 x Fixed shelf with 3 handles 3 x Fixed shelf 1 x Pull-out shelf 1 x Base drawer 	<p>530</p> <p>630</p>	<p>4018843.X</p> <p>4018844.X</p>
	<p>Video trolley 1700</p> <p>6 shelves:</p> <ul style="list-style-type: none"> 1 x Chassis version S, castor diameter 125 mm 1 x Fixed shelf with 3 handles 2 x Fixed shelf 1 x Fixed console with central power switch 1 x Pull-out shelf 1 x Base drawer 1 x Power Box with isolating transformer 2000 VA, NTC (Item no. 4018882), technical data on page 25 1 x Horizontal S cable duct for power box 	<p>530</p> <p>630</p>	<p>4018845.X</p> <p>4018846.X</p>

Contrast colour: Please replace X with B=blue (RAL 5002), G=grey (RAL 7011); Dimensions in mm.





Chassis Variants of kombiTROLL® 2000

■ Chassis version E and S

Illustration	Designation/ Scope of delivery	Fitted width	Total height	Fitted height	Item no.
	Chassis version E	430	790	625	4018850.X
	- Chassis with crosspiece as complete shelf;	430	1070	905	4018851.X
		430	1420	1225	4018852.X
	- Distortion resistant aluminium vertical profile, integrated cable ducts, continuous T-slots, external T-slot, with cover profile;	530	790	625	4018853.X
		530	1070	905	4018854.X
		530	1420	1255	4018855.X
	- All components have high distortion resistant;	630	790	625	4018856.X
	- Continuous height adjustment of fitted modules;	630	1070	905	4018857.X
		630	1420	1255	4018858.X
	- Standard castors: Ø 100 mm, 2 parking brakes.	630	1670	1505	4018859.X
	Maximum load: optional castor for a load of 225 kg.				
	Contrast elements: see below				
	Optional castors:				
	- Surcharge Ø 100 mm, 2 parking brakes, electrically conductive;				4018869
	- Surcharge Ø 125 mm, 2 parking brakes;				4018868
- Surcharge Ø 125 mm, 2 parking brakes, electrically conductive.				4018870	
	Chassis version S	530	790	625	4018860.X
	- Chassis with crosspiece as complete shelf;	530	1070	905	4018861.X
		530	1420	1255	4018862.X
		530	1670	1505	4018863.X
	- Distortion resistant aluminium vertical profile, integrated cable ducts, continuous T-slots, external T-slot, with cover profile;	630	790	625	4018864.X
		630	1070	905	4018865.X
	- Removable cover;	630	1420	1255	4018866.X
		630	1670	1505	4018867.X
	- All components have high distortion resistant;				
	- Continuous height adjustment of fitted modules;				
	- Standard castors: Ø 100 mm, 2 parking brakes.				
	Maximum load: optional castor for a load of 225 kg.				
	Contrast elements: see below				
	Optional castors:				
	- Surcharge Ø 100 mm, 2 parking brakes, electrically conductive;				4018869
- Surcharge Ø 125 mm, 2 parking brakes;				4018868	
- Surcharge Ø 125 mm, 2 parking brakes, electrically conductive.				4018870	

Modules for kombiTROLL® 2000


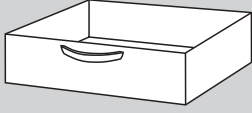


■ Fixed console/fixed console with central switch/pull-out console

Illustration	Designation/Scope of delivery	Width	Depth	Item no.
	Fixed console, without handle - Flat working and storage surfaces, no restrictions, usable right to the edge; - Seamless, rounded edges; - Perfect hygiene, no unsightly indents or dirty edges; - Powder-coated, impact and scratch-resistant surface; - Resistant to disinfectants; - Optional fixing corners/FIX-Pos (page 30). Maximum load: 50 kg Height: 35 mm (screw fitting 90 mm)	430	480	4018478
		530	480	4018479
		630	480	4018480
	Fixed console, with handles As fixed console, without handle but: - With 3 colour-contrast handles (side and front mounting).	430	480	4018754.X
		530	480	4018755.X
		630	480	4018756.X
	Fixed console, with central switch As fixed console, without handle but: - Rear side with prewired, central on/off switch, illuminated, with connecting cable and interface to optional Power Box with isolation transformer/power distributor only in conjunction with Power Box with isolation transformer/power distributor.	430	480	4018542
		530	480	4018544
		630	480	4018545
	Pull-out console - Ball bearing guide rails, lock in both end positions; - Large pull-out length of 320 mm, allows ergonomically advantageous working; - With colour-contrast handle; - Powder-coated, impact and scratch-resistant surface; - Resistant to disinfectants; - Optional fixing corners/FIX-Pos (page 30); - Optionally usable as keyboard or writing desk. Fields of application: - Movable arrangement of equipment, allowing faster access for installation and service work. Maximum load: 20 kg Height: 35 mm (screw fitting 90 mm)	430	480	4018529.X
		530	480	4018530.X
		630	480	4018531.X

Contrast colour: Please replace X with B=blue (RAL 5002), G=grey (RAL 7011); Dimensions in mm.

Modules for kombiTROLL® 2000

Basic drawer/add-on drawer/cable management

Illustration	Designation/Scope of delivery	Width	Depth	Item no.
	Base drawer - With integrated fixed console; - Roller-guided sliding drawers with self-closing; - Stable, unhookable drawer for easy cleaning; - With colour-contrast handle; - Powder-coated, impact and scratch-resistant surface; - Resistant to disinfectants; - Optional fixing corners/FIX-Pos (page 30). Maximum load: - integrated fixed console: 50 kg - drawer 10 kg Height: 140 mm	430	480	4018717.X
		530	480	4018718.X
		630	480	4018719.X
	Add-on drawer - Fitted underneath the basic drawer; - Roller-guided sliding drawers with self-closing; - Stable, unhookable drawer block for easy cleaning; - With colour-contrast handle; - Powder-coated, impact and scratch-resistant surface; - Resistant to disinfectants. Maximum load: 10 kg Height: 125 mm	430	480	4018720.X
		530	480	4018721.X
		630	480	4018722.X
	Horizontal E cable duct - Supplements the vertical cable duct of the chassis E to make a closed system; - Optimal cable routing on the rear-side of the trolley; - Removable cover for free access; - Variable cable entry through sealing lip; - Powder-coated, impact and scratch-resistant surface; - Resistant to disinfectants. Recommendation: one horizontal cable duct per storage surface Height: 60 mm	430		4016240.X
		530		4016241.X
		630		4016242.X
	Horizontal S cable duct - Supplements the vertical cable duct of the chassis S to make a closed system; - Optimal cable routing on the rear-side of the trolley; - Removable cover for free access; - Variable cable entry through sealing lip; - Powder-coated, impact and scratch-resistant surface; - Resistant to disinfectants. Recommendation: one horizontal cable duct per storage surface Height: 70 mm	530		4016243.X
		630		4016244.X

Accessories for kombiTROLL® 2000

■ Electrification/isolating transformer

Isolating transformer:

- Selection: 2 output stages 1200 VA/2000 VA.

Standards and certification:

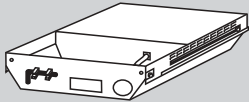
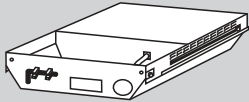
- Protection class I product;
- Conformity and product verification according to the EU Medical Products Directive 93/42 EEC (Appendix I and Appendix II);
- Approval under EN 61 558-2-4 and EN 60 601-1;
- CE mark.

Product Features:

- Specially designed for medical equipment;
- Leakage current < 100 μ A;
- 2 starting current limiters, NTC resistor or electronic;
- Protected against short circuit and overload;
- Fine-wire fuse in primary circuit;
- Thermal overcurrent protection switch in secondary circuit;
- Interface for external ON/OFF power switch;
- Interface for optional earth leakage monitor (secondary);
- Non-heating device panel sockets secondary (IEC 320);
- Stable metal housing.

Technical Data:

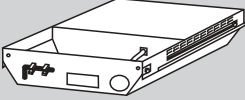



- Output: 1200 VA/2000 VA;
- Voltage: 230/240 VAC, 50/60 Hz;
- Insulation voltage: 4 kV;
- Connecting cable: 3 x 1.5 mm² with injection-moulded, earthed plug, length 5 m;
- Starting current limiter: Electronic: < 8 x I_{rated}, freely switchable on/off, can be switched on again after a cooling phase of < 10 secs.;
NTC: Cooling time before switching on again is around 1 minute;
- Environmental conditions: Temperature: Operation: +10 degrees to +40 degrees;
Air humidity: Operation: 20 % to 80 %;
- Dimensions: 1200 VA: 309 mm x 216 mm x 88 mm;
2000 VA: 327 mm x 278 mm x 88 mm;
- Weight: 1200 VA: 12,5 kg;
2000 VA: 19,8 kg.

Illustration	Designation/Scope of delivery	Width of chassis	Item no.
	Power Box with isolating transformer 1200 VA, NTC consists of: 1 x Power box, complete 1 x Isolating transformer 1200 VA, 6 plug-in sockets, NTC starting current limiter 6 x POAG pin 1 x Assembly manual/description	430	4018879
		530	
		630	
	Power Box with isolating transformer 1200 VA, elect. consists of: 1 x Power box, complete 1 x Isolating transformer 1200 VA, 6 sockets, electronic starting current limiter 6 x POAG pin 1 x Assembly manual/description	430	4018880
		530	
		630	

Dimensions in mm

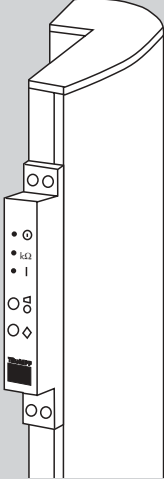
Accessories for kombiTROLL® 2000

■ Electrification/isolating transformer

Illustration	Designation/Scope of delivery	Width of chassis	Item no.
	Power Box with isolating transformer 2000 VA, NTC consists of: 1 x Power box, complete 1 x Isolating transformer 2000 VA, 8 plug-in sockets, NTC starting current limiter 8 x POAG pin 1 x Assembly manual/description	530	4018882
		630	
	Power Box with isolating transformer 2000 VA, elect. consists of: 1 x Power box, complete 1 x Isolating transformer 2000 VA, 8 sockets, electronic starting current limiter 8 x POAG pin 1 x Assembly manual/description	530	4018881
		630	
	Horizontal E cable duct for power box - Supplements the vertical cable duct of the chassis E to make a closed system; - Optimal cable routing on the rear-side of the trolley; - Removable cover for free access; - Variable cable entry through sealing lip; - Powder-coated, impact and scratch-resistant surface; - Resistant to disinfectants; - With cable winding aid. Recommendation: one horizontal cable duct per storage surface	430	4016251
		530	4016252
		630	4016253
	Horizontal S cable duct for power box - Supplements the vertical cable duct of the chassis S to make a closed system; - Optimal cable routing on the rear-side of the trolley; - Removable cover for free access; - Variable cable entry through sealing lip; - Powder-coated, impact and scratch-resistant surface; - Resistant to disinfectants; - With cable winding aid. Recommendation: one horizontal cable duct per storage surface	530	4016254
		630	4016255

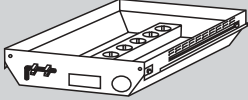

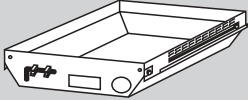

Accessories for kombiTROLL® 2000

■ Earth leakage monitors

Illustration	Designation/Scope of delivery	Item no.
	<p>Vertical earth leakage monitor for isolating transformer</p> <p>Standards and certification:</p> <ul style="list-style-type: none"> - Protection class I product; - Conformity and product verification according to the EU Medical Products Directive 93/42 EEC (Appendix I and Appendix VII); - Approval under EN 61 558-2-4 and EN 60 601-1; - CE mark. <p>Product Features:</p> <ul style="list-style-type: none"> - System with integrated interface, retrofittable, expandable; <p>Tasks:</p> <ul style="list-style-type: none"> - Resistance measurement: The device checks the insulation resistance of non-earthed alternating current networks. The operator is given a visual and acoustic warning when individual components fail. - Temperature monitoring: Overload triggers the visual and acoustic warning. - Self check: The isolation monitoring device automatically carries out a self-check at regular intervals. The operator is warned visually and by a signal tone if there is an accident. <p>Technical Data:</p> <ul style="list-style-type: none"> - Triggering value: 50 kOhm; - Test resistance: 42 kOhm; - Power supply voltage: 230 V; - Input voltage: 90-250 V; - Alternating current, internal resistance: 220 kOhm; - Direct current, internal resistance: 320 kOhm; - Measuring direct voltage: 12 V; - Peak value of measuring current: 0,5 mA; - Maximum permissible external direct voltage: 250 V DC; - Connecting cable: 5 x 0.75 mm² with pin strip (for connecting to isolating transformer) Length of 3 m; - Interface: Plug connection to isolating transformer; - Environmental conditions: <ul style="list-style-type: none"> Temperature: Operation: +10 degrees to +40 degrees Air humidity: Operation: 20 % to 80 %. 	<p>4018291</p>



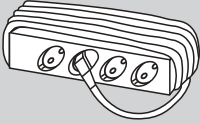
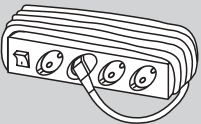
Accessories for kombiTROLL® 2000

■ Power distribution

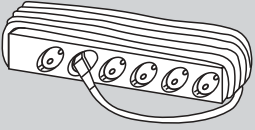
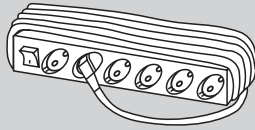
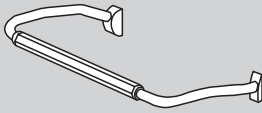
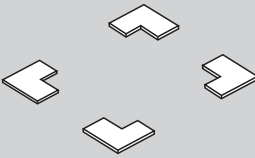
Illustration	Designation/Scope of delivery	Width of chassis	Item no.										
	Power Box with Network Distributor 1x 6- fold consists of: 1 x Power box, complete 1 x Power distributor, 6 earthed sockets 6 x POAG pin 1 x Connection box 1 x Connecting cable 5 m 1 x Completely wired	430	4018873										
		530											
		630											
	Power Box with Network Distributor 2x 6- fold consists of: 1 x Power box, complete 2 x Power distributor, 6 earthed sockets 12 x POAG pin 1 x Connection box 1 x Connecting cable 5 m 1 x Completely wired	530	4018874										
		630											
	Empty Power Box casing - For installation underneath the cross piece of the chassis version E/S; - For installation of isolating transformer/power distributor according to standard; - Large installation space; - Pulls out for easy connection; - Can only be opened with the tool provided.	430	4018883										
		530	4018884										
		630	4018885										
		<table border="1"> <thead> <tr> <th>Width of chassis</th> <th>Dimensions</th> <th>Power Box</th> </tr> </thead> <tbody> <tr> <td>430</td> <td>266 x 450 x 100 mm (WxDxH)</td> <td>430</td> </tr> <tr> <td>530</td> <td>366 x 450 x 100 mm (WxDxH)</td> <td>430/530</td> </tr> <tr> <td>630</td> <td>466 x 450 x 100 mm (WxDxH)</td> <td>430/530/630</td> </tr> </tbody> </table>	Width of chassis	Dimensions	Power Box	430	266 x 450 x 100 mm (WxDxH)	430	530	366 x 450 x 100 mm (WxDxH)	430/530	630	466 x 450 x 100 mm (WxDxH)
Width of chassis	Dimensions	Power Box											
430	266 x 450 x 100 mm (WxDxH)	430											
530	366 x 450 x 100 mm (WxDxH)	430/530											
630	466 x 450 x 100 mm (WxDxH)	430/530/630											
	Horizontal E cable duct for power box - Supplements the vertical cable duct of the chassis E to make a closed system; - Optimal cable routing on the rear-side of the trolley; - Removable cover for free access; - Variable cable entry through sealing lip; - Powder-coated, impact and scratch-resistant surface; - Resistant to disinfectants; - With cable winding aid. Recommendation: one horizontal cable duct per storage surface	430	4016251										
		530	4016252										
		630	4016253										

Accessories for kombiTROLL® 2000

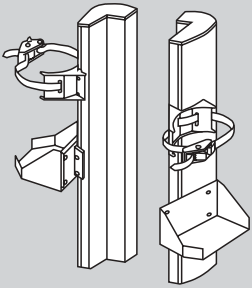
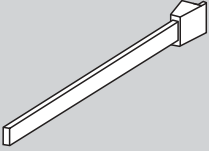
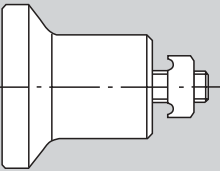
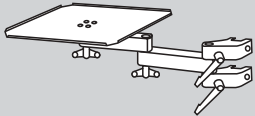
■ Fixing/power distribution

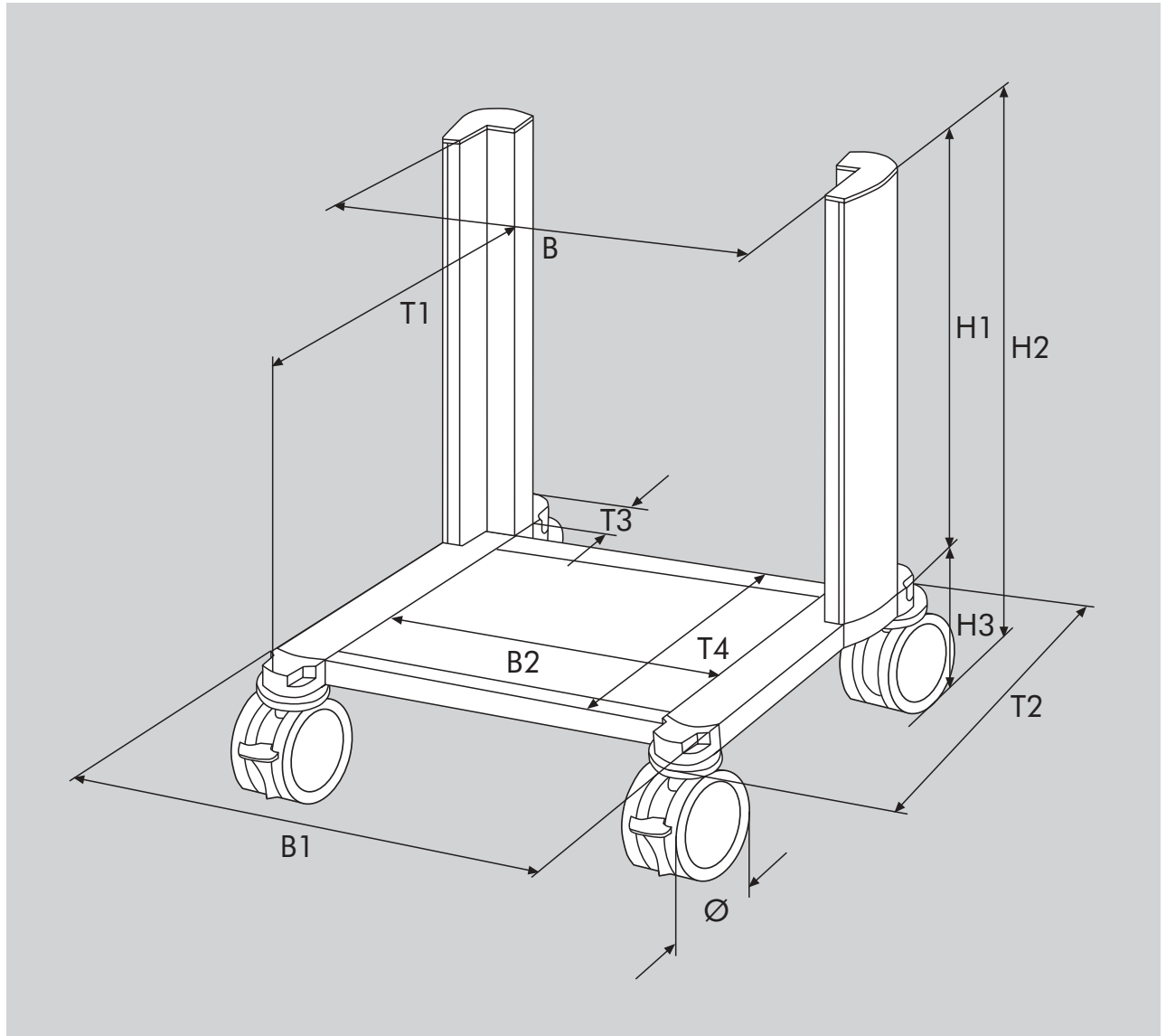
Illustration	Designation/Scope of delivery	Width of chassis	Item no.
	Horizontal S cable duct for power box - Supplements the vertical cable duct of the chassis S to make a closed system; - Optimal cable routing on the rear-side of the trolley; - Removable cover for free access; - Variable cable entry through sealing lip; - Powder-coated, impact and scratch-resistant surface; - Resistant to disinfectants; - With cable winding aid. Recommendation: one horizontal cable duct per storage surface	530	4016254
		630	4016255
	Fixing the power distributor - For holding a power distributor, mounted on the rear-side of the cross piece of the chassis.	430	4018886
		530	4018887
		630	
	Power distributor, 4 earthed sockets, without switch - Sockets at 35° angle; - Easy insertion of right angle plugs; - Integrated cable coiling; - Connecting cable 1.5 m, 1.50 mm ² with injection-moulded, earthed, right angle plug. Maximum connected load: 3600 VA/230 V Test marks: VDE, CE Surface: white	430	4018889
	Power distributor, 4 earthed sockets, with switch - Illuminated rocker switch, 2-pin; - Sockets at 35° angle; - Easy insertion of right angle plugs; - Integrated cable coiling; - Connecting cable 1.5 m, 1.50 mm ² with injection-moulded, earthed, right angle plug. Maximum connected load: 3600 VA/230 V Test marks: VDE, CE Surface: white	430	4018890

Accessories for kombiTROLL® 2000

Illustration	Designation/Scope of delivery	Width of chassis	Item no.
	<p>Power distributor, 6 earthed sockets, without switch</p> <ul style="list-style-type: none"> - Sockets at 35° angle; - Easy insertion of right angle plugs; - Integrated cable coiling; - Connecting cable 5 m, 1.50 mm² with injection-moulded, earthed, right angle plug. <p>Maximum connected load: 3600 VA/230V Test marks: VDE, CE Surface: white</p>	<p>530</p> <p>630</p>	<p>4018892</p>
	<p>Power distributor, 6 earthed sockets, with switch</p> <ul style="list-style-type: none"> - Illuminated rocker switch, 2-pin; - Sockets at 35° angle; - Easy insertion of right angle plugs; - Integrated cable coiling; - Connecting cable 5 m, 1.50 mm² with injection-moulded, earthed, right angle plug. <p>Maximum connected load: 3600 VA/230V Test marks: VDE, CE Surface: white</p>	<p>530</p> <p>630</p>	<p>4018891</p>
	<p>Handlebar</p> <ul style="list-style-type: none"> - For mounting on the front T-slot of the vertical profile on the chassis; - Continuously variable height adjustment; - Ideal for pushing and lifting heavy equipment trolleys; - Can be pushed or pulled from the front or side. 	<p>430</p> <p>530</p> <p>630</p>	<p>4016219.X</p> <p>4016220.X</p> <p>4016221.X</p>
	<p>FIX-Pos Stand Security Corner Set</p> <ul style="list-style-type: none"> - For attachment to cross piece, consoles, basic drawer; - For preventing the installed equipment from slipping; - Customized adaptation to your equipment. <p>Surface: black</p>		<p>4006112</p>


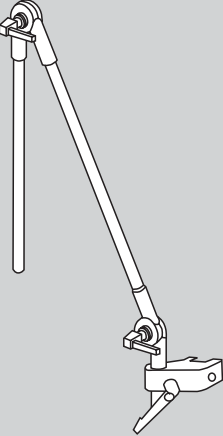
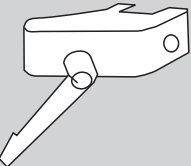
Accessories for kombiTROLL® 2000

Illustration	Designation/Scope of delivery	Item no.
	<p>Bottle holder</p> <ul style="list-style-type: none"> - For holding 5 l and 10 l bottles, max. Ø 145 mm; - 2-part; - Secured with tension strap; - Variable height adjustment. 	4018893
	<p>Standard rail 10 x 25</p> <ul style="list-style-type: none"> - For side-mounting on the front T-slot of the vertical profile; - Variable height adjustment; - With adapter. <p>Maximum load: 10 kg Length: 375 mm</p>	4018894
	<p>Camera holder</p> <ul style="list-style-type: none"> - For holding the camera head, mounting on the front T-slot of the vertical profile; - Variable height adjustment. <p>Surface: black</p>	4016226
	<p>Console, 2-arms</p> <ul style="list-style-type: none"> - For extending the storage surfaces laterally on the equipment trolley; - With large 400 mm swivelling radius of action; - Storage surface 310 x 310 mm; - With two multifunction holders; - For mounting on the front T-slot of the vertical profile; - Variable height adjustment. <p>Maximum load: 20 kg (Caution! Danger of tipping over)</p>	4018895



Dimensions	E 430	E 530	E 630	S 530	S 630
B	430	530	630	530	630
B1	500	600	700	600	700
B2	360	460	560	460	560
T1	535,5	535,5	535,5	535,5	535,5
T2	631	631	631	686	686
T3	49,4	49,4	49,4	49,4	49,4
T4	495	495	495	522	522
H1	625/905/1255	625/905/1255/1505	625/905/1255/1505	625/905/1255/1505	625/905/1255/1505
H2	H1 + H3	H1 + H3	H1 + H3	H1 + H3	H1 + H3
H3 (castor diameter of 100 mm)	165	165	165	165	165
H3 (castor diameter of 125 mm)	195	195	195	195	195

Accessories for kombiTROLL® 2000

Illustration	Designation/Scope of delivery	Item no.
	<p>Infusion bottle holder</p> <ul style="list-style-type: none"> - Single-handed height adjustment; - 840 mm range of height adjustment; - 4 bottle hooks; - With drip beaker; - With two multifunction holders; - For mounting on the front T-slot of the vertical profile; - Can be mounted at variable heights. 	4018896
	<p>Cable/tube holding arm</p> <ul style="list-style-type: none"> - For holding cables, hoses, tubes and small devices up to a max. of 1 kg; - Can be used independently of standard rail; - For mounting on the front T-slot of the vertical profile; - Variable height adjustment; - With multifunction holder. 	4018897
	<p>Multifunction holder</p> <ul style="list-style-type: none"> - For holding the entire TRUMPF range of accessories, with Ø 25 mm pin. 	4018898

Dimensions in mm

TRUMPF
Medizin Systeme GmbH + Co. KG
Product branch: Mobile function furniture
Bühlgärten 52
73635 Rudersberg
Germany

Telephone: +49 (0) 71 83 / 92 93 83
Telefax: +49 (0) 71 83 / 92 93 85
e-mail: info@muc.trumpf-med.com
www.trumpf-med.com

TRUMPF

