

TRUMPF Medizin Systeme

Ahead of its time



**kombiTROLL® 3000**

**TRUMPF**





# Contents

## kombiTROLL® 3000 variable and mobile

Modular Design .....	4 - 5
Basic Features .....	6 - 7
Cable Management .....	8 - 9
kombiTROLL® 3000 .....	10
Accessories for kombiTROLL® 3000 .....	11-15
Chassis Options .....	16
Accessories for kombiTROLL® 3000 .....	17



# Modular Design

## ■ The Mobile, Heavy Duty Workstation

The modular components of the kombiTROLL® 3000 allow for individual designs to meet a specific function. Later additions and changes to the trolley can also be made at a reasonable cost.

A completely new equipment trolley that fulfils the highest ergonomic and functional demands has been constructed on the basis of the fundamental concept which has been proved thousands of times throughout the world. The patented vertical supporting sections enable access to the equipment from four sides.

With the exception of the drawer trimmings and the section covers, the kombiTROLL® 3000 is made completely of metal for a long working life.

## ■ kombiTROLL® 3000 with E or S Cable Management

The kombiTROLL® 3000 is variable, stable and resistant to distortion. It's hygienic, ergonomic and safety-related aspects mean that it is ideal for use in the medical environments, complimented by its functionality and design.

## ■ An Assistant in Every Situation

Where space is at a premium, your personal equipment trolley will be available to you in a variety of versions. Manufacturers of equipment will also benefit from the possibilities.



# Basic Features

## Basic Features

### ■ The Technical Data:

Choice of widths 430/530/630 and depth 480 mm, offset, recessed, adjusting surfaces to prevent equipment slipping off. Adjustable heights can be set individually and continuously up to max. 1700 mm.

Castors 100/125/150 – normal or anti-static versions, front castors with brake, bumper rings.

E or S cable management, drawer heights 75/100/150/200 mm, optionally with lock.

In the case of several drawers, options for central locking, including obstruction to movement, with locking or sealing device on request.


Surfaces structured in detail and powder coated in grey and white according to RAL 9002.

Section coverings and handles iron grey according to RAL 7011.

- Dimensions (mm)
- Weight/Forces (kg)

The range of modular accessories that can be attached by the user is impressive:

- Waste collector
- Pull-out panel as an additional two-sided surface, e.g. for mouse or a keyboard.
- Glass bottle holder
- Device rails
- Bar for infusion bottles
- Cable and tube holding arm
- Sliding holder, height adjustable and can be grasped from the side.
- Surface rail
- Examination light



# Cable Management

---

## ■ E Cable Management

Cable ducts (cross-section 1200 mm<sup>2</sup>) for individual cables and tubes are integrated into the vertical support sections.

If the section covers are removed, it is possible to see the structure from the top and from the sides through the cable entrance and exit slots lined with sealing lips.

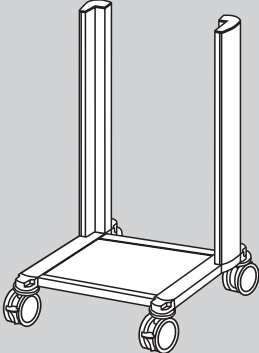
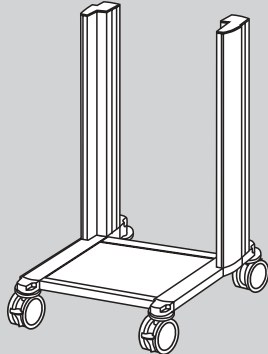
## ■ S Cable Management

The cable ducts with a cross-section of 2800 mm<sup>2</sup> integrated into the support sections offer space for many individual cables and tubes or those bundled into cable harnesses.

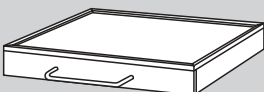
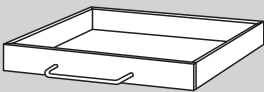
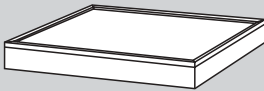
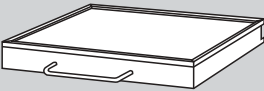
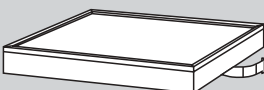
If the section covers are removed, the cables are installed along the whole length; the cable entrance and exit slots are lined with sealing lips.

## ■ Power Box

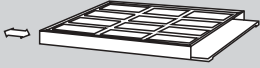
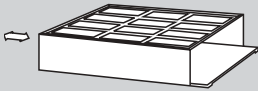

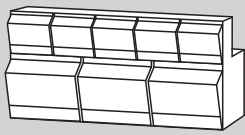

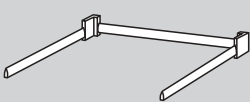
The central power supply is brought together in the power box, i.e. network cable to network distribution strip or connection block, equipotential bonding conductor to equipotential bonding strip or other DP and video cables. The positive result is a tidy working environment.

Figure	Description	Item no.	Width	Height		Castor diameter	
				H1	H2		
	<b>Chassis E 430/530/630</b> consisting of: - basic frame in various widths and heights - vertical carrier sections of robust light alloy	4015957	430	625	790	100	
		4015958	430	905	1070	100	
		4015959	430	1255	1420	100	
		4015960	430	SP	SP	100	
		4015961	530	625	820	125	
		4015962	530	905	1100	125	
		4015963	530	1255	1450	125	
		4015964	530	SP	SP	125	
		4015967	630	625	820	125	
		4015968	630	905	1100	125	
		4015969	630	1255	1450	125	
		4015971	630	SP	SP	125	
		For E 430 optional castors 125 Ø, add suffix R2&RN.					
		For E 530 + E 630 optional castors 150 Ø, add suffix R5&RN.					
		For optional anti-static castors, add suffix RA.					
	max. total loading on castors: 100 mm Ø = 175 kg 125 mm Ø = 225 kg 150 mm Ø = 275 kg						
	<b>Chassis S 530/630</b> consisting of: - basic frame in various widths and heights - vertical carrier sections of robust light alloy	4015965	530	1260	1455	125	
		4016179	530	1510	1705	125	
		4015966	530	SP	SP	125	
		4015972	630	1260	1455	125	
		4015973	630	1510	1705	125	
		4015974	630	SP	SP	125	
		For S 530 + S 630 optional castors 150 mm Ø, add suffix R5&RN.					
		For optional anti-static castors add suffix RA.					
		For optional special castors 125 mm Ø for exceptionally high loads, add suffix R2&RK.					
		max. total loading on castors: 125 mm Ø = 225 kg 150 mm Ø = 275 kg					


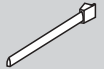

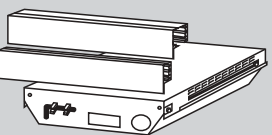
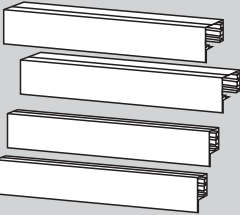
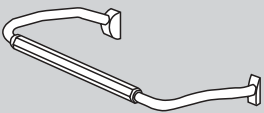
# Accessories for kombiTROLL® 3000

Figure	Description	Item no.	Width	Height
	<b>Basic drawer block</b> Shelf depth 480 mm – surface loading up to 40 kg  Height incl. top cover	4016180	430	100
		4016183	430	125
		4016186	430	175
		4016189	430	225
		4016181	530	100
		4016184	530	125
		4016187	530	175
		4016190	530	225
		4016182	630	100
		4016185	630	125
		4016188	630	175
		4016191	630	225
	<b>Sub-drawer block</b> Depth 480 mm	4016192	430	75
		4016195	430	100
		4016198	430	150
		4016201	430	200
		4016193	530	75
		4016196	530	100
		4016199	530	150
		4016202	530	200
		4016194	630	75
		4016197	630	100
		4016200	630	150
		4016203	630	200
	<b>Fixed shelf</b> Shelf depth 480 mm – surface loading up to 40 kg	4016023	430	50
		4016024	530	50
		4016026	630	50
	<b>Fixed shelf with central power switch</b> Shelf depth 480 mm – surface loading up to 40 kg; Order only together with power box and connection box.	4016425	430	50
		4016426	530	50
		4016427	630	50
	<b>Pull-out shelf</b> Shelf depth 480 mm – surface loading up to 20 kg	4016207	430	50
		4016208	530	50
		4016209	630	50
	<b>Tilting shelf</b> Shelf depth 480 mm – surface loading up to 40 kg	4016204	430	50
		4016205	530	50
		4016206	630	50



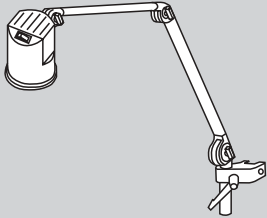
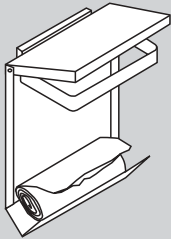
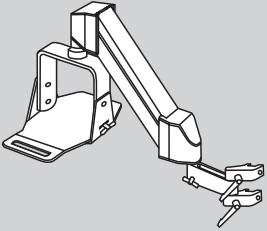
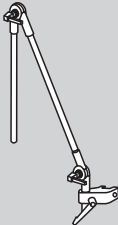
# Accessories for kombiTROLL® 3000

Figure	Description	Item no.	Width	Height	Depth
	<p><b>Pull-out equipment/mouse plate</b></p> <p>For installation under fixed and pull-out shelves; surface loading = 10 kg (withdrawn 30 cm to first stop)</p>	<p>4016210 4016211 4016212</p>	<p>430 530 630</p>	<p>30 30 30</p>	
	<p><b>Pull-out equipment/keyboard plate</b></p> <p>For installation under fixed and pull-out shelves; surface loading = 10 kg (withdrawn 30 cm to first stop)</p>	<p>4016213 4016214 4016215</p>	<p>430 530 630</p>	<p>83 83 83</p>	
	<p><b>Stainless steel plate</b></p> <p>For bonding to fixed shelves and basic drawers</p>	<p>4016216 4016217 4016218</p>	<p>430 530 630</p>	<p>11 11 11</p>	
	<p><b>General dispenser</b></p> <p>consisting of: five small and three large hoppers and kombiTROLL adapter</p> <p>for 630 mm wide chassis only</p>	<p>4016424</p>	<p>630</p>	<p>425</p>	<p>165</p>
	<p><b>Wire basket</b></p> <p>consisting of: basket and fixings</p> <p>for 630 mm wide chassis only</p>	<p>4016076</p>	<p>575</p>	<p>260</p>	<p>280</p>
	<p><b>Three-sided rail</b></p>	<p>4016238 4016357 4016358</p>	<p>430 530 630</p>		


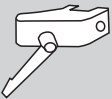
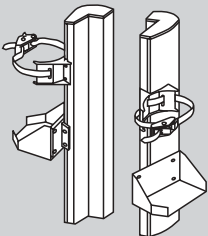


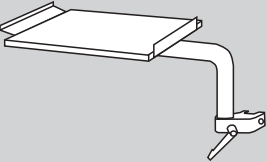
# Accessories for kombiTROLL® 3000

Figure	Description	Item no.	Chassis Width/ Width	Height	Depth	Length
	Rear equipment rail	4016236	430	25	10	
		4016355	530	25	10	
		4016356	630	25	10	
	<b>Side-fitting equipment rail</b> Fits to both left and right hand vertical carrier sections	4016237		25	10	410
	<b>Camera bracket</b> Fits into the T-groove of both left and right hand vertical carrier sections	4016226				
	<b>Power Box</b> Power Box incl. horizontal Power Box cable channel;  Option: with 6, 12, 18, 24 equalization pins = Suffix: PA6, PA12, PA18, PA 24	4016248 4016249 4016250 4016296 4016297	E 430 E 530 E 630 S 530 S 630			
	<b>Horizontal cable channel</b> Recommended for each shelf, one cable channel	4016240 4016241 4016242  4016243 4016244	E 430 E 530 E 630  S 530 S 630			
	<b>Pushbar</b> Fits at any height into the T-grooves at the front of both vertical carrier sections	4016219 4016220  4016221	E 430 E 530 / S 530 E 630 / S 630			

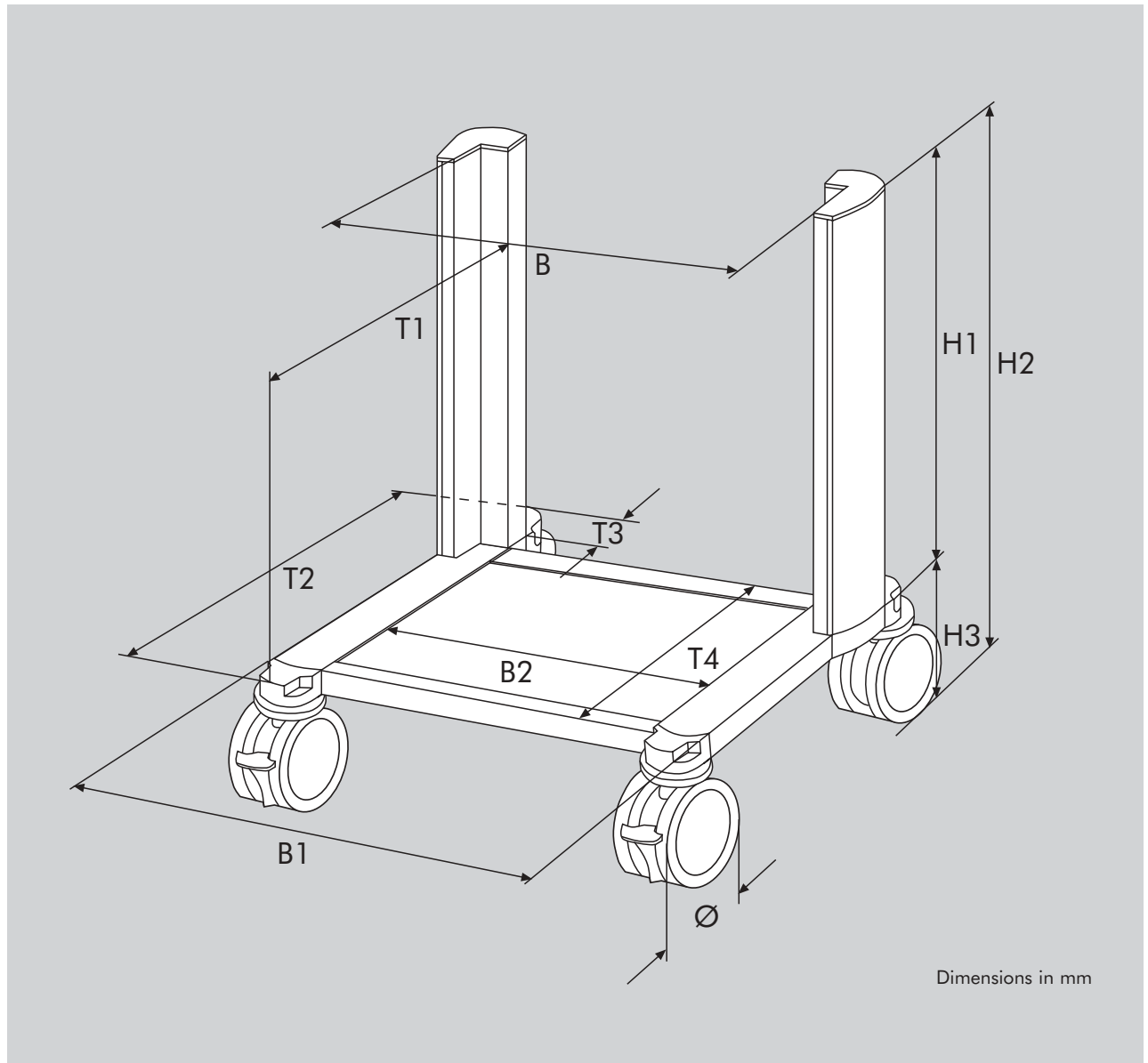
# Accessories for kombiTROLL® 3000

Figure	Description	Item no.	Diameter
	<p><b>Waste bowl</b> Stainless steel, incl. multifunction holder</p> <p>Fits to both left and right hand vertical carrier sections</p>	4016224	300
	<p><b>Infusion pole</b> Single-handed height adjustable; with four bottle hooks and including two multifunction holders</p> <p>Fits to both left and right hand vertical carrier sections</p>	4016235	
	<p><b>Examination light</b> triple-jointed, swivel movement and height-adjustable 230 V/12 V, 20 W Halogen lamp, including multifunction holder</p> <p>Fits to both left and right hand vertical carrier sections</p>	4016225	
	<p><b>Waste collection bin</b> Supported by side-fitting equipment rail (4016237). Please order together.</p> <p>Waste bags of ca. 15 l capacity, minimum order 10 rolls</p>	4006161  4006162	
	<p><b>Monitor support and swivel arm</b> including 2 multifunction holders;</p> <p>Fits to both left and right hand vertical carrier sections</p>	<p>4016230 Swivel arm 400 mm 4016231 Swivel arm 600 mm 4016232 Monitor support for Sony 9" 4007133 Monitor support for Sony 14" 4013411 Monitor support for flatscreen 4015347 Monitor support for flatscreen Vesa FPM PMI 100 mm</p>	
	<p><b>Cable and tube holding arm</b> Two-part, including multifunction holder;</p> <p>Fits to both left and right hand vertical carrier sections</p>	4016223	

# Accessories for kombiTROLL® 3000

Figure	Description	Item no.
	<p><b>2-arm swivel console</b> including 2 multifunction holders;</p> <p>Fits to both left and right hand vertical carrier sections; Size of console: 310x310x10 (W x D x H)</p>	4016227
	<p><b>Multifunction holder</b> Accepts accessory parts with appropriate peg (TRUMPF KREUZER accessory parts already equipped)</p>	4016234
	<p><b>Cylinder bottle holder</b> 2-part; Suited to 5 or 10 liter gas bottles;</p> <p>Fits to both left and right hand vertical carrier sections</p>	4016222
	<p><b>Catheter holder</b> Supported by side-fitting equipment rail (4016237). Please order together.</p>	4016239
	<p><b>Universal endoscopy holder</b> including 2 multifunction holders;</p> <p>Fits to both left and right hand vertical carrier sections</p>	4016229
	<p><b>Defibrillator console and swivel arm</b> including 2 multifunction holders; Fits to both left and right hand vertical carrier sections</p> <p>Defibrillator console (please state make and type)</p>	<p>4016262</p> <p>4016262-42</p>

# Chassis options



Dimensions in mm

Dimension	E 430	E 530	E 630	S 530	S 630
B	430	530	630	530	630
B1	500	600	700	600	700
B2	360	460	560	460	560
T1	535,5	535,5	535,5	535,5	535,5
T2	631	631	631	686	686
T3	49,4	49,4	49,4	49,4	49,4
T4	495	495	495	522	522
H1	625/905/1255	625/905/1255	625/905/1255	1260/1510	1260/1510
H2	H1 + H3	H1 + H3	H1 + H3	H1 + H3	H1 + H3
H3 standard	165	195	195	195	195

# Accessories for kombiTROLL® 3000

## Accessories for kombiTROLL® 3000

### ■ Components without Illustrations

Description	Item no.
FIX-Pos stand security corner set	4006112
Heart massage board including board holder	4016228
Network distributor 6-fold for installation in the power box	6001860
Network distributor 6- fold for installation in the power box with cable lug	4016660
Isolation transformer 1600 VA	4016256
Isolation transformer 2000 VA	4016257
Counterweight plate E 530 for installation under running gear	4016259
Counterweight plate E 630 for installation under running gear	4016260
Rubber section for cable duct E (supplied unit 5 m)	4016245
Rubber section for cable duct S (supplied unit 5 m)	4016246
Rubber section for T-nut (supplied unit 5 m)	4016247
Cable spacer set E (supplied unit 5 Items)	4016263
Cable spacer set S (supplied unit 5 Items)	4016264
Connection box for network distributor with two-pin earthed plug	4016878
Connection box for network distributor with cable lug	4016879
Drawer parts set, variable	6002884

**TRUMPF**  
**Medizin Systeme GmbH + Co. KG**  
Product branch: Mobile function furniture  
Bühlgärten 52  
73635 Rudersberg  
Germany

Telephone: +49 (0) 71 83 / 92 93 83  
Telefax: +49 (0) 71 83 / 92 93 85  
e-mail: [info@muc.trumpf-med.com](mailto:info@muc.trumpf-med.com)  
[www.trumpf-med.com](http://www.trumpf-med.com)

**TRUMPF**