

TRUMPF Medizin Systeme

Ahead of its time




kombiTROLL® L

TRUMPF





# Contents



---


## kombiTROLL® L versatile and convenient

Modularity .....	4 - 5
Features .....	6 - 9
kombiTROLL® L Universal Equipment Trolley .....	10 - 13
kombiTROLL® L Special Equipment Trolley .....	13
Modules for kombiTROLL® L .....	14 - 17
Accessories for kombiTROLL® L .....	18 - 19





# Modularity



---

## ■ Flexibility

In keeping with our philosophy, the kombiTROLL® L has a modular design. It reflects your individual expectations and your personal work situation. Even if your usage changes in the future:

Your kombiTROLL® L can be easily and inexpensively modified – an important aspect considering the long life of our products.

## ■ Freedom of Selection

You can select between the finished product or easy and cost-efficient self-assembly. You decide what features you prefer. The range of applications is extensive, even configurations compatible with magnetic resonance are possible.

## ■ Hygiene

The consistent avoidance of gaps, joints and moisture absorbent materials is exemplary. From a hygienic perspective, the kombiTROLL® L is a perfect tool.

## ■ Experience

The concept and design are based on more than 40 years of experience in the manufacture of medical technology products. We lavish the same attention to detail on the equipment trolley that we give to our highly complex ceiling mounts or operating table systems.



# Features

## ■ Running gear

The kombiTROLL® L is based on the solid running gear, constructed as a single piece. By standard, it has an ergonomic foot rest with integrated equipment storage surface.

The blocks and shelves are mounted on patented, torsion-resistant bars.

100 kg carrying capacity is the result of the perfect interaction between design and stability. Added to this are soft edges, rounded corners and semi-hard bumper rings. The user and the work area are given optimal protection. Smoothly running rollers permit the desired ease of handling.

## ■ Shelves

The width of the fixed shelves is 600 mm, the depth 420 mm. Depending on the selected design, pull-out shelves simplify the handling of equipment operated from above. Soft edges with low protrusion running around the shelves prevent objects from falling off – an additional contribution to work safety and hygienic comfort. All shelves and drawer blocks can be moved to any height with only a few adjustments. Entirely according to the individual needs of the user and without disassembly of the equipment trolley.

## ■ Cable Shafts

The protected, hygienic and discreet cable shafts are located inside the bars. They ensure faultless connection of the equipment to the power strip. The brush strip allows you to feed the cables through at any height.

## ■ Drawer Blocks

Roller-guided 3/4 drawers guarantee easy sliding, stability and durability. All drawers have ergonomic grip indentations that can be used from above or below.

The dampened stop upon opening and closing means comfortable use.

The minimum force snap lock prevents accidental opening.

## ■ Drawer Panels

Two variations are available. One is a very dust-tight full panel, the other is a cable panel for feeding in the cables of connected equipment.

## ■ Lock

The base drawer block is optionally equipped with a lock.



# Features

## ■ Variations

The kombiTROLL® L is very flexible – it provides exactly the help you need wherever you need it. Either 800 or 1350 mm tall and equipped with up to 5 or 9 no-gap drawer blocks – the modular system and the useful selection of accessories make this a well-rounded product. Even unusual user wishes are taken into consideration.

## ■ Modules and Accessories

Ergonomic workstations with high functionality require a broad range of thoroughly conceived accessories. The options for equipping the kombiTROLL® L are extensive:

Material dispensers, catheter sterilizer, bottle holder, IV bottle rod, power strip, light, mouse shelf, materials basket.

The listed articles are just examples from the range of accessories.

## ■ Colour Combinations

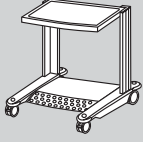
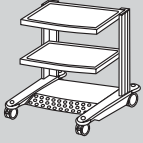
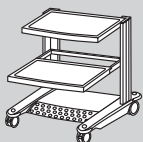
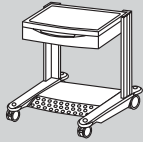
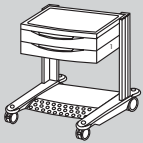

You can choose between 3 attractive colour combinations that fit harmoniously into all existing environments. The colours blue (RAL 5015, standard), red (RAL 3000) and green (RAL 6027) are available. The design of the kombiTROLL® L predestines it to find a home even in areas other than medical uses – for example in reception, office or living areas.

Some colour variations may occur as a result of the printing technology.




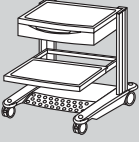
## ■ Overview of the Technical Data:

- Overall width 656 mm, Overall depth 600 mm, offset, indented shelf areas to prevent equipment from sliding off
- Overall height max. 1350 mm, infinitely adjustable
- Castor diameter 75/100 mm, normal/anti-static design, front castors with brakes, bumper rings
- Drawer height 118 mm, optionally with lock
- Surfaces are finely structured, pure white, powder coated as per RAL 9010
- Profile cover panels and indented grips alternatively in blue (standard), red or green
- Dimensions in (mm)
- Weight/forces in (kg)



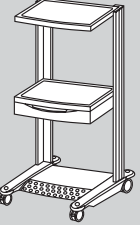
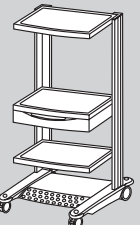
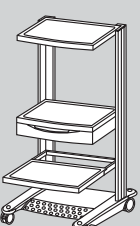
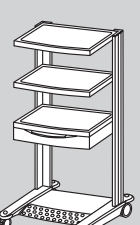
# Universal Equipment Trolley kombiTROLL® L

Picture	Description	Item No.	Width	Height	Depth
	<b>K - LS 01</b> Chassis L 640; with fixed shelf 420 mm deep; one storage surface	4016301	600	800	420
	<b>K - LS 02</b> Chassis L 640; with two fixed shelves 420 mm deep; two storage surfaces	4016302	600	800	420
	<b>K - LS 03</b> Chassis L 640; with fixed shelf 420 mm deep and pull-out shelf; two storage surfaces	4016303	600	800	420
	<b>K - LS 06</b> Chassis L 640; with base drawer block; one storage surface	4016306	600	800	420
	<b>K - LS 07</b> Chassis L 640; with base drawer block and expansion drawer block; one storage surface	4016307	600	800	420
	<b>K - LS 08</b> Chassis L 640; with base drawer block and two expansion drawer blocks; one storage surface	4016308	600	800	420

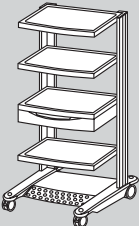
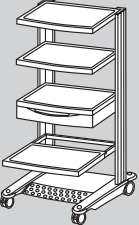
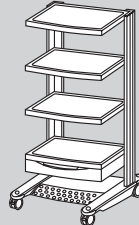
# Universal Equipment Trolley kombiTROLL® L

Picture	Description	Item No.	Width	Height	Depth
	<p>K - LS 09</p> <p>Chassis L 640; with base drawer block and three expansion drawer blocks; one storage surface</p>	4016309	600	800	420
	<p>K - LS 10</p> <p>Chassis L 640; with base drawer block and four expansion drawer blocks; one storage shelf</p>	4016310	600	800	420
	<p>K - LS 11</p> <p>Chassis L 640; with base drawer block and fixed shelf 420 mm deep; two storage surfaces</p>	4016311	600	800	420
	<p>K - LS 12</p> <p>Chassis L 640; with base drawer block and pull-out shelf; two storage surfaces</p>	4016312	600	800	420

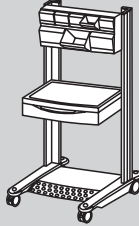
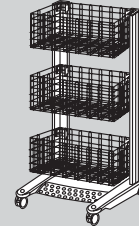
# Universal Equipment Trolley kombiTROLL® L

Picture	Description	Item No.	Width	Height	Depth
	<b>K - LS 16</b> Chassis L 1190; with four fixed shelves 420 mm deep; four storage surfaces	4016316	600	1350	420
	<b>K - LS 17</b> Chassis L 1190; with three fixed shelves 420 mm deep and pull-out shelf; four storage surfaces	4016317	600	1350	420
	<b>K - LS 24</b> Chassis L 1190; with fixed shelf 420 mm deep and base drawer block; two storage surfaces	4016324	600	1350	420
	<b>K - LS 28</b> Chassis L 1190; with two fixed shelves 420 mm deep and base drawer block; three storage surfaces	4016328	600	1350	420
	<b>K - LS 29</b> Chassis L 1190; with fixed shelf 420 mm deep and base drawer block and pull-out shelf; three storage surfaces	4016329	600	1350	420
	<b>K - LS 36</b> Chassis L 1190; with two fixed shelves 420 mm deep and base drawer block; three storage surfaces	4016336	600	1350	420

## Universal Equipment Trolley kombiTROLL® L

Picture	Description	Item No.	Width	Height	Depth
	<b>K - LS 40</b> Chassis L 1190; with three fixed shelves 420 mm deep and base drawer block; four storage surfaces	4016340	600	1350	420
	<b>K - LS 41</b> Chassis L 1190; with two fixed shelves 420 mm deep, base drawer block and pull-out shelf; four storage surfaces	4016341	600	1350	420
	<b>K - LS 48</b> Chassis L 1190; with three fixed shelves 420 mm deep and base drawer block; four storage surfaces	4016348	600	1350	420

## Special Equipment Trolley kombiTROLL® L

	<b>K - LP 01</b> Chassis L 1190; with material dispenser and base drawer block; one working surface	4016401	600	1350	420
	<b>K - LP 04</b> Chassis L 1190; with three materials baskets	4016404	600	1350	420

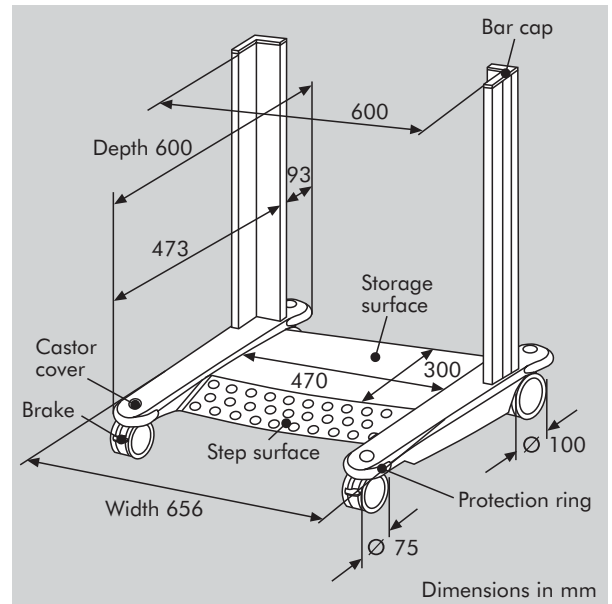
# Modules for kombiTROLL® L

## Chassis:

- 3 alternative chassis variants; 2 castor variants; carrying capacity 100 kg (fracture resistance factor 2)

### Unit features:

- Carriage frame (brackets and spacer plate) seamlessly constructed from a single piece; stable, torsion-resistant, hygienic, additional stepping surface; integrated storage surface 470 x 300 mm;
- Bumper rings protect the running gear as well as walls and door frames;
- Minimal risk of injury;
- Castor coverings of recyclable, glass-fiber-reinforced PA plastic;
- Bar pair of patented extruded profiles, with interior cable channels on the rear side protected by brush strips; cables can be fed through at any height;
- T-groves for attaching accessories, covered with rubber strips along the sides and rear;
- Top bar ends have plastic caps; bars of high-strength light metal alloy;
- Finely structured surfaces, light grey as per RAL 7035;
- Alternative decorative colours for castors and bar caps; blue (u1), red (r1), green (g1), upon request matching the drawer block decorative colours;
- Swivel castors with stable, easy-rolling design; two different sizes: front diameter 75 with brake, rear diameter 100;
- Alternative design with grey normal or black anti-static castors.



Picture	Description	Item No. Please specify the desired colour and the castor design (normal/anti-static).
	<p><b>Chassis L 640</b></p> <p>Chassis L MR 640, total height 800 mm, magnetic resonance compatible</p>	<p>4016001 + colour/castors</p> <p>4013587 + colour/castors</p>
	<p><b>Chassis L 1190</b></p> <p>Chassis L MR 1190, total height 1350 mm, magnetic resonance compatible</p> <ul style="list-style-type: none"> <li>- increasing the bar height also reduces the stability and motility of the equipment trolley</li> <li>- for heavy equipment on tall chassis, please use the series kombiTROLL® 3000</li> </ul>	<p>4016002 + colour/castors</p> <p>4009167 + colour/castors</p>
	<p><b>Chassis LSP</b></p> <ul style="list-style-type: none"> <li>- increasing the bar height also reduces the stability and motility of the equipment trolley</li> <li>- for heavy equipment on tall chassis, please use the series kombiTROLL® 3000</li> </ul>	<p>4016003 + colour/castors</p>
	<p><b>Anti-static castor design</b></p>	

# Modules for kombiTROLL® L

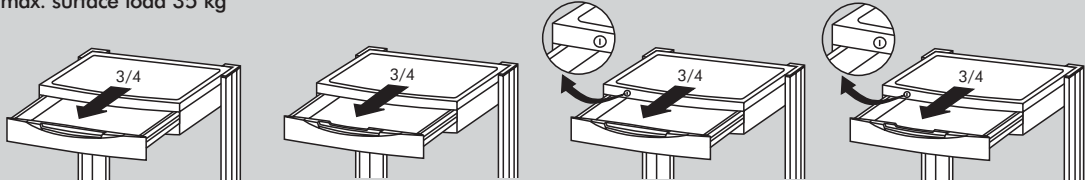
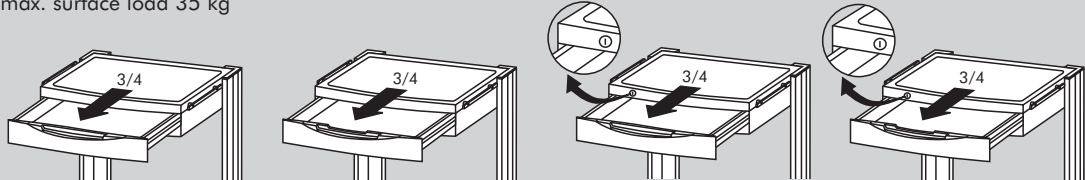
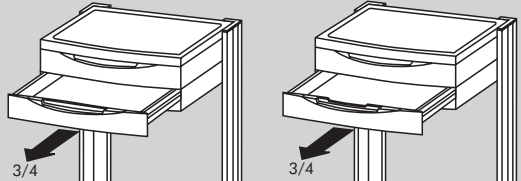
## Drawer blocks:

- 3 alternatives

Unit features:

- Drawers constructed seamlessly from a single piece, utilizable area: width x depth x height = 485 x 320 x 85 mm, max. surface load in extended position 10 kg;
- Invisible, ball-bearing mounted telescoping drawers, 3/4 partial drawer; snaps lock in closed position;
- Drawer face panel with invisible grip indentations below and coloured grip indentation above; alternatively as full panel or open cable panel for feeding cables into the drawer block.

Block, drawer and panel are made of recyclable ABS plastic; finely structured surfaces; pure white as per RAL 9010; alternative decorative colours for the grip indentations; blue (RAL 5015, u1), red (RAL 3000, r1), green (RAL 6027, g1), matching the chassis decorative colours.

Picture/Description	Please specify the desired colour for your article. blue (u1), red (r1) or green (g1)	Item No.
<p>Base drawer blocks (without side equipment tracks)/base drawer block for kombiTROLL® L/Magnetic Resonance also with indented storage surface width x depth = 600 x 420 mm, installation height 165 mm, max. surface load 35 kg</p>  <p>Full panel, dec. colours on grip indentation; B1 + colour; 3/4 partial drawer</p>	<p>Cable panel, dec. colours on grip indentation; B3 + colour; 3/4 partial drawer</p> <p>Full panel with lock, dec. colours on grip indentation; B5 + colour; 3/4 partial drawer</p> <p>Cable panel with lock, dec. colours on grip indentation; B7 + colour; 3/4 partial drawer</p>	<p>4016020 - variants index B1, B3, B5, B7 + colour</p> <p>Magnetic Resonance 4014038 - variants index B1, B3, B5, B7 + colour</p>
<p>Base drawer blocks with side equipment tracks also with indented storage surface width x depth = 600 x 420 mm, installation height 165 mm, max. surface load 35 kg</p>  <p>Full panel, dec. colours on grip indentation; B11 + colour; 3/4 partial drawer</p>	<p>Cable panel, dec. colours on grip indentation; B13 + colour; 3/4 partial drawer</p> <p>Full panel with lock, dec. colours on grip indentation; B15 + colour; 3/4 partial drawer</p> <p>Cable panel with lock, dec. colours on grip indentation; B17 + colour; 3/4 partial drawer</p>	<p>4016021 - variants index B11, B13, B15, B17 + colour</p>
<p>Expansion drawer blocks/expansion drawer block for kombiTROLL® L/Magnetic Resonance open on top for seamless attachment beneath the base drawer block, installation height 118 mm</p>  <p>Full panel, dec. colours on grip indentation; S1 + colour; 3/4 partial drawer</p>	<p>Cable panel, dec. colours on grip indentation; S3 + colour; 3/4 partial drawer</p>	<p>4016025 - variants index S1, S3 + colour</p> <p>Magnetic Resonance 4010312 - variants index S1, S3 + colour</p>

# Modules for kombiTROLL® L

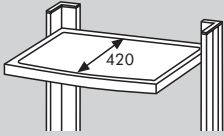
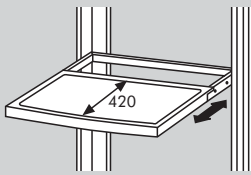

## Shelves:

- For installation in chassis of any height

### Unit features:

- Seamlessly injection moulded as a single piece, with metal inserts for stability or function
- Indented storage surface with a depth of 420 mm
- Unit width 600 mm
- Made of recyclable ABS plastic
- Finely structured surface, pure white as per RAL 9010

With alternative designs:

Picture	Description	Item No.	Width	Height	Depth
	<p>Fixed shelf 420 without side equipment tracks</p> <p>Fixed shelf 420 for kombiTROLL® L/Magnetic Resonance</p>	<p>4016040</p> <p>4009165</p>	600	45	420
	<p>Pull-out shelf</p> <p>for keyboards or other equipment operated from above; beneath the drawer block or shelf</p>	4016050	600	45	420
	<p>Mouse shelf</p> <ul style="list-style-type: none"> <li>- only in combination with the pull-out shelf 420, mountable on right or left side</li> <li>- working area approx. 230 x 230 mm</li> <li>- Slides in to „park“ position</li> </ul>	4016059			

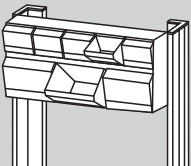
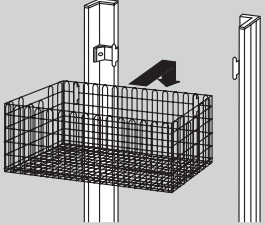
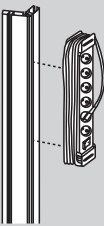
# Modules for kombiTROLL® L

## Function blocks:

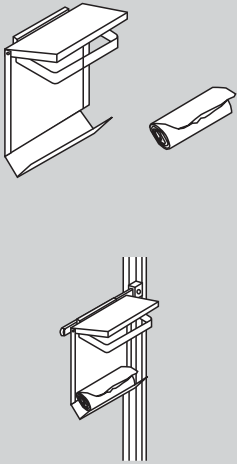
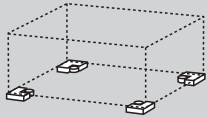

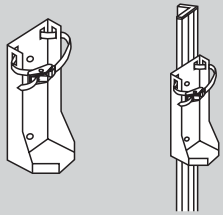

- For installation in chassis L 1190 or a similar special height, exception: power strip, which can also be mounted on the L 640

## Unit features:

- Plastic-coated white housing, compartments and tray divisions partially of transparent plastic
- Functional, user-oriented layout

Picture	Description	Item No.	Width	Height	Depth
	<p><b>Material dispenser</b></p> <p>Material dispenser for kombiTROLL® L/Magnetic Resonance</p>	<p>4016070</p> <p>4008739</p>			
	<p><b>Materials basket</b></p> <p>for installation of:</p> <ul style="list-style-type: none"> <li>- one basket in chassis L 640</li> <li>- multiple baskets (optimally 3) in chassis L 1190</li> </ul> <p>made of stainless steel wire</p>	4016076	570	260	280
	<p><b>Power distributor</b></p> <ul style="list-style-type: none"> <li>- either for vertical mounting on the chassis bar, on the side or rear</li> <li>- 6 x diagonally positioned earthed sockets (angled plugs do not cover the adjacent socket)</li> <li>- 1 x on/off switch</li> <li>- 3 m power cable with angled plug</li> <li>- Cable winding on housing</li> </ul>	4015268			

# Accessories for kombiTROLL® L

Picture	Description	Item No.
	<p><b>Waste bin</b></p> <ul style="list-style-type: none"> <li>- frame for hanging in equipment tracks 25 x 10 mm</li> <li>- the waste bag is slid over the frame ring and can be removed and replaced when full.</li> <li>- the waste bag slid over the ring can be closed with a folding cover</li> <li>- replacement bag roll in frame compartment</li> <li>- bag volume approx. 15 l</li> </ul> <p>Important: Please order the equipment tracks with the article and observe the national design.</p>	<p><b>4006161</b> waste bin frame</p> <p><b>4006162</b> waste bag (minimum order quantity: 10 rolls)</p>
	<p><b>FIX-POS stability corners set</b></p> <ul style="list-style-type: none"> <li>- limit the equipment feet, e.g. from the outside (see figure) with stability corners in selectable heights, this prevents the equipment from sliding off</li> <li>- screw on or use adhesive to attach to flat, smooth surfaces, black</li> </ul>	<p><b>4006112</b></p>
	<p><b>Throw-off chute</b></p> <p>with locking ring</p>	<p><b>4016066</b></p>
	<p><b>Bottle holder</b></p> <p>for fixation of 5 - 10 l bottles (Maximum bottle diameter 145 mm)</p>	<p><b>4006121</b></p>
	<p><b>Equipment tracks</b></p> <p>For clamping/connecting accessories; 300 mm long</p> <p>Equipment track B 25 x 10 Equipment track B 30 x 10 (Scandinavian) Equipment track B 35 x 6.4 (UK - 1 3/8 x 1/4 inch)</p>	<p><b>4006118</b> <b>4006251</b> <b>4006252</b></p>



**TRUMPF**  
**Medizin Systeme GmbH + Co. KG**  
Product branch: Mobile function furniture  
Bühlgärten 52  
73635 Rudersberg

Telephone: +49 (0) 71 83 / 92 93 83  
Fax:: +49 (0) 71 83 / 92 93 85  
Email: [info@muc.trumpf-med.com](mailto:info@muc.trumpf-med.com)  
[www.trumpf-med.com](http://www.trumpf-med.com)

**TRUMPF**